


11/21/2025, 9:26:58 AM

NATIONAL REGISTER LOCATION MAP

High Point Schools Historic District

Source: NC SHPO, HPOWEB

Created by Samantha Stewart 2-15-2025



NATIONAL REGISTER OF HISTORIC PLACES BOUNDARY & COORDINATES MAP

High Point Schools Historic District


High Point, Guilford County, North Carolina



Point	Latitude	Longitude
A	35.958036	-80.024068
B	35.957914	-80.015721
C	35.957523	-80.015732
D	35.957523	-80.015485
E	35.957245	-80.015485
F	35.957219	-80.015657
G	35.955995	-80.015689
H	35.956212	-80.022888
I	35.956290	-80.023017
J	35.956316	-80.024218
K	35.957106	-80.024208
L	35.957150	-80.024100



National Register Historic District Boundary



Esri, HERE, Garmin, (c) OpenStreetMap contributors
State of North Carolina DOT, Esri, HERE, Garmin, INCREMENT P,
NGA, USGS
NC Center for Geographic Information and Analysis (NCCGIA), NC
County Governments, US EPA

Source: NC SHPO, HPOWEP
Created by Samantha Stewart 11-11-2025

NATIONAL REGISTER HISTORIC DISTRICT BOUNDARY MAP

HIGH POINT SCHOOLS HISTORIC DISTRICT

High Point Senior High School, High Point Junior High School, and Charles F. Tomlinson Elementary School
701, 801, and 851 Ferndale Blvd., High Point, North Carolina 27262

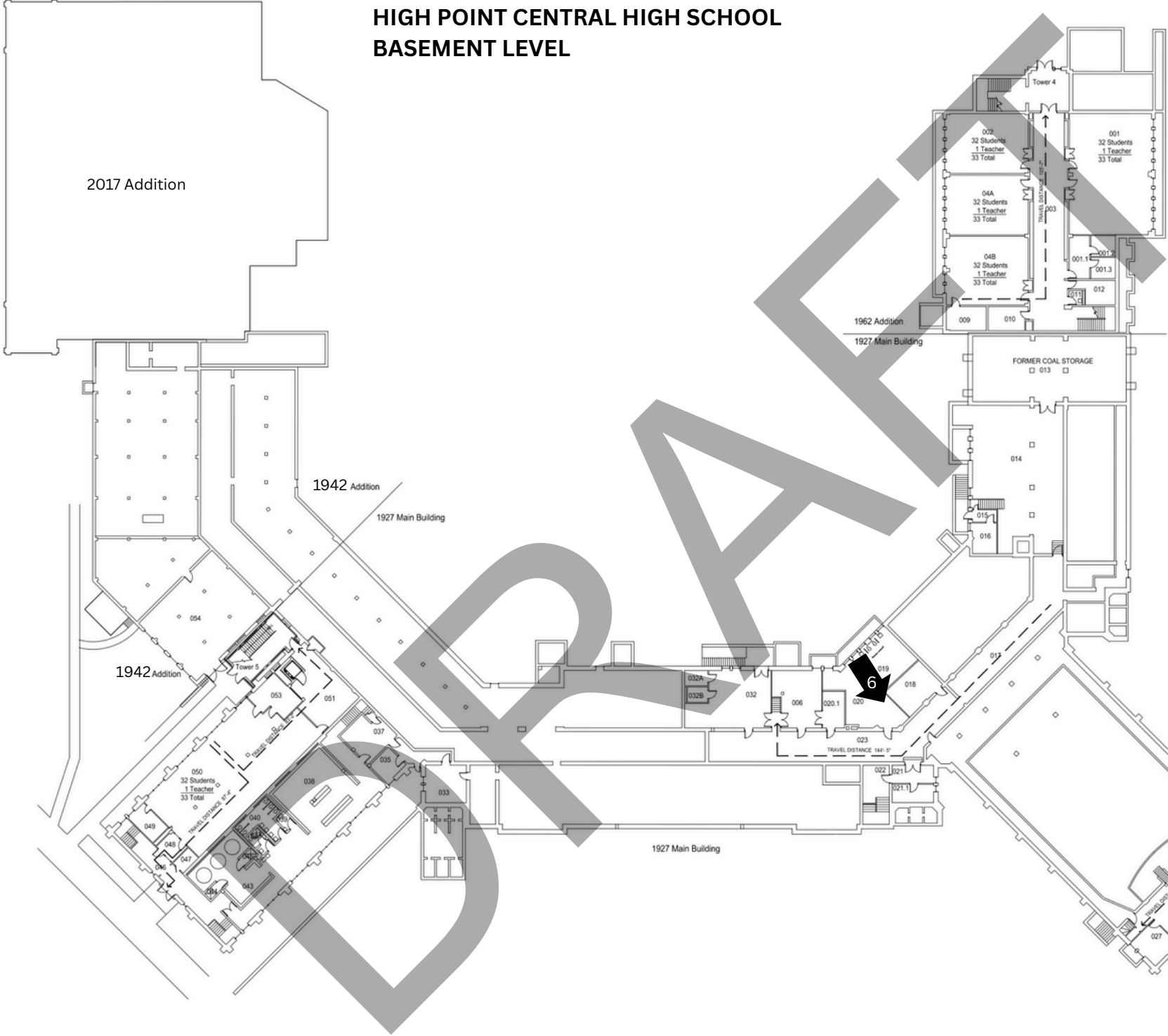


National Register Historic District Boundary

Photographic Key (Interior Photos for High Point Central High School Keyed to Floor Plans)

- A. High Point Senior High School (801 Ferndale Blvd.), (1927, 1942, 1962, 2017), Contributing Building
- B. Athletic Storage Building (801 Ferndale Blvd.), (2015), Noncontributing Building
- C. Baseball Field (801 Ferndale Blvd.), (c. 1983), Noncontributing Site
- D. Cafeteria Building (801 Ferndale Blvd.), (1954, c. 2000, 2017), Contributing Building
- E. Entrance Gates (801 Ferndale Blvd.), (1935), Contributing Object
- F. Pavilion (801 Ferndale Blvd.), (2012), Noncontributing Structure
- G. Running Track (801 Ferndale Blvd.), (1957), Contributing Site
- H. Softball Field (801 Ferndale Blvd.), (c. 1990), Noncontributing Site
- I. Tennis Courts (801 Ferndale Blvd.), (c. 1980), Noncontributing Site
- J. High Point Junior High School (701 Ferndale Blvd.), (1931, 1950, 1983, 2007, Contributing Building
- K. Gymnasium (701 Ferndale Blvd.), (1957, 2012), Contributing Building
- L. Charles F. Tomlinson Elementary School (851 Ferndale Blvd.), (1952-1953, 2004, 2023), Contributing Building

HIGH POINT CENTRAL HIGH SCHOOL BASEMENT LEVEL



Ground Level

Room No.	Sq Ft	Occupancy Load	Occupancy	LEA	Room Use
002	746	20	37.30	33.00	Classroom
004A	745	20	37.25	33.00	Classroom
004B	854	20	42.70	33.00	Classroom
001	1,513	20	75.65	33.00	Classroom
009	146	300	0.49	0.49	Storage
010	140	300	0.47	0.47	Storage
011	28	300	0.09	0.09	Janitor
012	133	300	0.44	0.44	Storage
005	251	100	2.51	2.51	Corridor
003	1,141	100	11.41	11.41	Corridor
001.1	133	100	1.33	1.33	Office
001.2	77	100	0.77	0.77	Office
001.3	79	100	0.79	0.79	Office
1962 Subtotal			211.20	150.03	

Room No.	Sq Ft	Occupancy Load	Occupancy	LEA	Room Use
038	827	50	16.54	16.54	Locker
050	2,262	50	45.24	33.00	Classroom
046/048	435	100	4.35	4.35	Corridor
047	48	300	0.16	0.16	Storage
049	115	300	0.38	0.38	Storage
036	239	100	2.39	2.39	Corridor
051	283	300	0.88	0.88	Storage
037	231	100	2.31	2.31	Office
035	105	300	0.35	0.35	Storage
034	112	300	0.37	0.37	Storage
033	235	300	0.78	0.78	Storage
1926 Gym Subtotal			73.76	61.52	

Room No.	Sq Ft	Occupancy Load	Occupancy	Room Use
017/023	2,350	100	23.50	Corridor
013	1,540	300	5.13	Mechanical
014	1,845	300	6.15	Mechanical
016	115	300	0.38	Mechanical
018	287	300	0.96	Storage
019	343	300	1.14	Storage
020	576	300	1.93	Storage
006	394	300	1.31	Storage
008	338	300	1.13	Storage
021	237	300	0.79	Storage
032	261	300	0.94	Storage
032A	65	300	0.18	Storage
032B	48	300	0.16	Storage
1926 Mech Subtotal			43.70	

Room No.	Sq Ft	Occupancy Load	Occupancy	Room Use
027-029	1,143	300	3.81	Storage / Theater
Theater Subtotal			3.81	

Door Egress - (1962 Wing)	Door Width Req.	Door Egress Based on GSC Classroom
Occupancy Door	42.24	Occupancy Door
211.20	0.2	150.03
Exist. Door Width	64	0.02

Door Egress - 1926 Gym	Door Width Req.	Door Egress - 1926 Gym Based on GSC
Occupancy Door	14.75	Occupancy Door
73.76	0.2	61.52
Exist. Door Width	14.75	0.2

Exist. Door	Width	Location
32	Stair 053	
64	Corridor 046	
32	Tower #5	
Total	128	

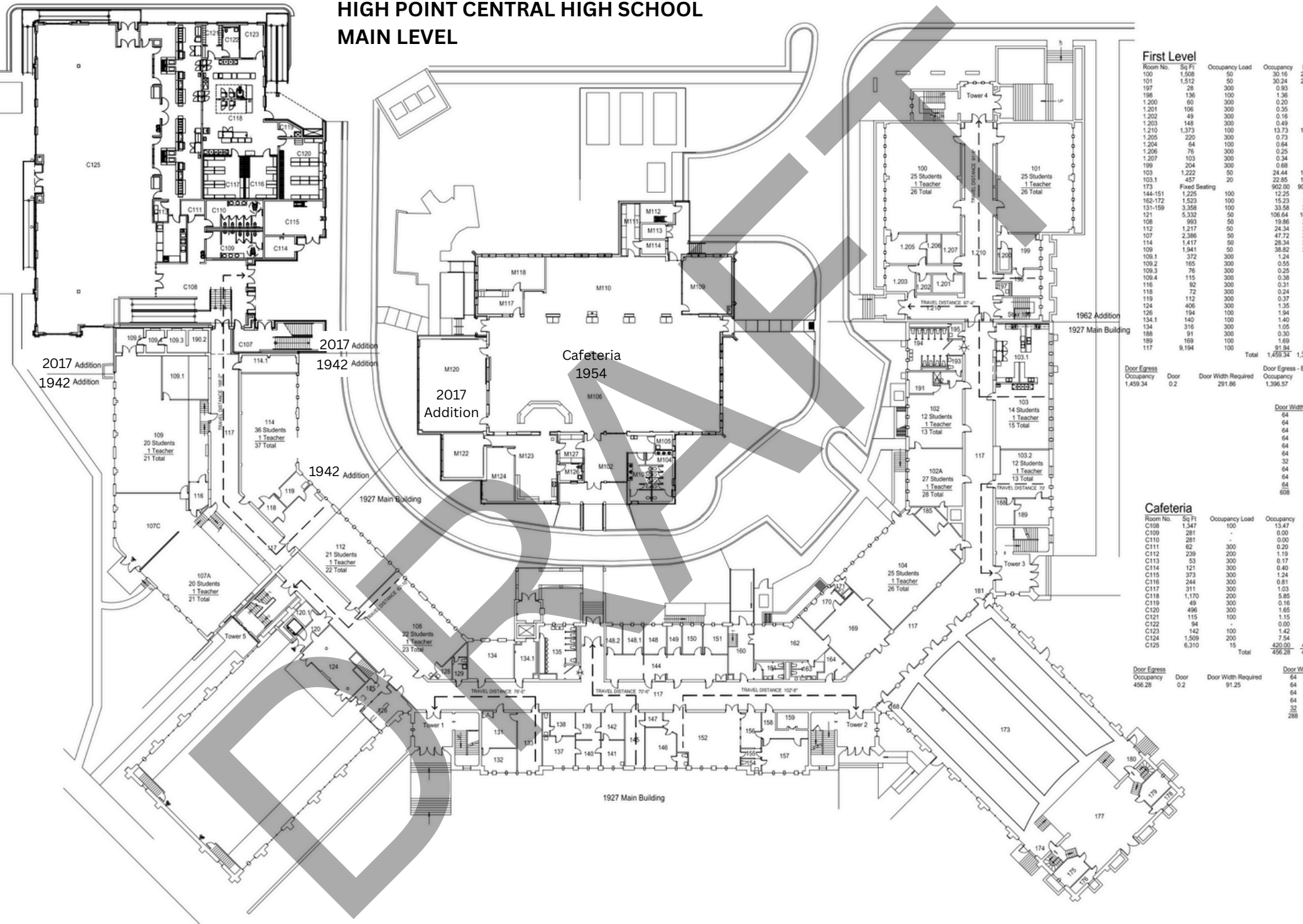
Door Egress - 1926 Mech. / Basement	Door Width Req.
Occupancy Door	8.74
43.70	0.2

Exist. Door	Width	Location
32	Vestibule 015	
32	Stair-Corridor 023	
Total	64	

Door Egress - 1926 Theater Basement	Door Width Req.
Occupancy Door	0.76
3.81	0.2

Exist. Door	Width	Location
32	Stair 031	
32	Stair 025	
Total	64	

HIGH POINT CENTRAL HIGH SCHOOL MAIN LEVEL



[illegible]

Door Egress			Door Egress - Based on G		
Occupancy	Door	Door Width Required	Occupancy	Door	Door Width Required
1,112.56	0.2	222.51	911.26	0.2	182.25
Stair Egress			Stair Egress - Based on G		
Occupancy	Stair	Stair Width Required	Occupancy	Stair	Stair Width Required
1,112.56	0.3	333.76	911.26	0.3	273.38

Door	Existing / New Door Width	Stair
Tower 1	64	Tower 1
Tower 2	64	Tower 2
Tower 3	64	Tower 3
Tower 4	64	Tower 4
Stair C107	64	Stair C107
Tower 5	64	Tower 5
Total	384	Total

HIGH POINT CENTRAL HIGH SCHOOL THIRD FLOOR

Third Level

Room No.	Sq	Occupancy	Load	Occupancy	LEA	Room Use
300	744	20	37.20	33.00	Classroom	
301	7	300	0.02	0.02	Storage	
301	746	20	37.30	33.00	Classroom	
302	7	300	0.02	0.02	Classroom	
302	898	20	44.90	33.00	Classroom	
348	16	300	0.05	0.05	Storage	
348	121	300	0.40	0.40	Storage	
347	110	300	0.37	0.37	Storage	
303	745	20	37.25	33.00	Classroom	
349	7	300	0.02	0.02	Storage	
304	799	20	37.95	33.00	Classroom	
345	7	300	0.02	0.02	Storage	
341	249	100	2.49	2.49	Lounge	
342	64	0	0.00	0.00	Staff Toilet	
343	282	100	2.82	2.82	Office	
354-055	9,159	100	91.59	91.55	Corridor	
305	671	20	33.55	33.00	Classroom	
306	607	20	30.35	30.00	Classroom	
307	671	20	33.55	33.00	Classroom	
308	607	20	30.35	30.00	Classroom	
309	671	20	33.55	33.00	Classroom	
310	635	20	31.75	31.00	Classroom	
311	656	20	32.80	32.00	Classroom	
312	562	20	28.10	28.00	Classroom	
313	924	20	46.20	33.00	Classroom	
329	40	300	0.13	0.13	Storage	
330	72	300	0.24	0.24	Storage	
331	49	300	0.16	0.16	Storage	
314	621	20	31.05	31.00	Classroom	
315	921	20	46.05	33.00	Classroom	
328	40	300	0.13	0.13	Storage	
333	124	300	0.41	0.41	Storage	
316	607	20	30.35	30.00	Classroom	
317	656	20	32.80	32.00	Classroom	
318	613	20	30.65	30.00	Classroom	
320	607	20	30.35	30.00	Classroom	
321	77	0	0.00	0.00	Staff Toilet	
322	603	20	30.15	30.00	Classroom	
324	611	20	30.55	30.00	Classroom	
326	617	20	30.85	30.00	Classroom	
327	383	0	0.00	0.00	Men's Toilet	
324	115	300	0.39	0.38	Storage	
337	115	300	0.38	0.38	Storage	
339	504	0	0.00	0.00	Women's Toilet	
340	39	0	0.00	0.00	Staff Toilet	
			Total	887.38	623.75	

Door Egress	Door	Door Width Required	Door Egress - Based on GCS Classroom Sizes	Door	Door Width Required
Occupancy	Door	177.47	Occupancy	Door	164.75
887.38	0.2		823.78	0.2	
Stair Egress	Stair	Stair Width Required	Stair Egress - Based on GCS Classroom Sizes	Stair	Stair Width Required
Occupancy	Stair	266.21	Occupancy	Stair	247.13
887.38	0.3		823.78	0.3	

Door	Existing / New Door Width	Stair	Existing / New Stair Width
Tower 1	64	Tower 1	60
Tower 2	64	Tower 2	60
Tower 3	64	Tower 3	60
Tower 4	64	Tower 4	60
Tower 5	64	Tower 5	60
Total	320	Total	300

